



VERADO / PRO XS / FOURSTROKE

# MERCURY OUTBOARDS



 **MERCURY**  
GO BOLDLY.®

# POWER, PERFORMANCE AND THE FREEDOM TO EXPLORE

No one understands the importance of the water quite like Mercury.  
We know it's a sacred place where the best version of yourself comes to life.  
It's an enormous point of pride to help empower your happiest days and most cherished memories.

So go find your adventure. Go write your own story. Go Boldly.

## CONTENTS

Mercury Finance	5
Verado	6
Pro XS	14
FourStroke	20
Gauge Options	38
Active Trim	39
Control Options	40
Props	42
Specifications	44

## A RICH HISTORY OF MERCURY INNOVATION

With leading edge technology and efficiency, Mercury has led the way with innovation since 1939. At Mercury, we test our engines mercilessly and use those results to make them even more reliable.

The tougher the test, the tougher the engine.

We put our engines through tests such as vicious log strikes, saltwater spray booths, high humidity chambers and hot and cold water temperatures.

## WORLD CLASS ENGINES, WORLD CLASS SUPPORT

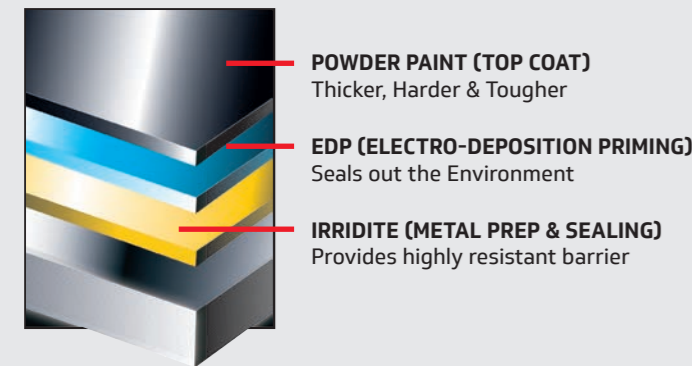


All recreational models from the 400hp Verado to a 2.5hp portable Outboard, receive a fully transferable, non declining warranty that goes deeper than the rest.

A comprehensive warranty that's supported by the strength and service expertise of one of the biggest dealer networks in the country. Simply have your engine serviced at an Authorised Service Centre at the recommended routine servicing/maintenance requirements set by Mercury Marine, and you're covered by an additional 3-year factory backed warranty on top of the first 3 years. That's a full 6 years of warranty coverage.

\*Terms and conditions apply.

## MERCFUSION PAINT SYSTEM



## CORROSION RESISTANCE

A collection of corrosion blocking defenses have been built in so we can offer an industry leading 3 year corrosion warranty. It starts with superior metals, intelligently designed cowlings and sealed electricals to keep the water out. We then use more stainless steel components, add sacrificial anodes and finish it all off with a multi stage MercFusion Paint Process.

## MERCFUSION PAINT PROCESS

MercFusion, is a proprietary paint process engineered to handle the extreme marine environment. Using both manual and robotic applications, Mercury's own low copper aluminium is coated with a chemical film called Irridite that creates a corrosion barrier and lays a base to which the paint can adhere. Next, an electro-deposition paint primer is applied.

The powder paint top coat contains special polymers – designed by Mercury – to adhere better and longer. Once the finish is thermo-cured, the result is a harder, thicker and tougher finish than provided by any other brand.

## MERCURY FINANCE WHY WAIT?

Owning a Mercury has never been easier with Mercury Finance, now available through your participating Mercury retailer.

Our trained dealers will be able to provide a range of options and terms to suit your needs, so why wait?

Get into a Mercury retailer today and get on the water sooner.

## FEATURES AND BENEFITS

- Specialist Marine Finance backed by Mercury Marine
- Available on new and used Trailer-able boat packages, motors, and repowers
  - Competitive interest rates
  - Fixed rates – Borrow with certainty knowing your repayment and interest rate is set, for the life of the loan
- Choice of loan terms – Up to 84 months
- Fortnightly or Monthly repayment options
- Re-finance your existing boat loan when repowering with a new Mercury

## HOW DO I APPLY

Applications can be made with your local Mercury Finance dealer.

**Don't forget to bring:**

- Proof of identification (Drivers Licence)
- 2 most recent bank statements
- 2 most recent payslips

Lending Criteria Apply: Mercury Finance Pty Ltd. ACN 156 248 092. Australian Credit Licence 421347. Mercury Finance in New Zealand is a division of Heartland Bank Ltd.



# VERADO... BUILT FOR BIG DAYS AND BIG ADVENTURES

---

Do more. Push further. Splash bigger. Laugh louder. Mercury Verado outboards are a call to adventure. Freedom in the form of meticulous, all-or-nothing engineering from the powerhead to the prop. With supersized power, smooth performance and a host of smart, exclusive features, Verado outboards exceed even the highest expectations. A refined boating experience without compromise.



# V10 400 & 350HP VERADO

**DON'T WAIT FOR  
ADVENTURE.**

**GO OUT AND  
FIND IT.**

Mercury V10 350 and 400hp Verado outboards shift your expectations of what high horsepower performance feels like.

They come to life with impressively responsive power, propelling you forward to sensational top speeds. Superior refinements minimise noise and distraction, while class-leading 5.7L displacement and a rugged gearcase design make easy work of every adventure. It's an unrivaled driving experience that only Verado outboards can provide.



## CLASS-LEADING DISPLACEMENT

Verado V10 employs a naturally aspirated, stout 5.7L (349 Cu. in.) of Displacement. Producing & sustaining superior torque and horsepower to lift heavy boats.



## ADVANCED RANGE OPTIMIZATION (ARO)

V10 Verado outboards are calibrated to deliver full performance without sacrificing reliability on standard unleaded fuel (91 RON). ARO controls the air-fuel mixture to achieve maximum performance from every drop.



## ADVANCED MID-SECTION (AMS)

Perimeter-style mounts surround the powerhead, reducing noise and eliminating vibration. Results in a very smooth, quiet ride. Unique placement of the mounts eliminates: hull crabbing effect, common side thrust and play in steering swivel.



## TRANSIENT SPARK TECHNOLOGY

Mercury's proprietary Transient Spark technology, optimises spark timing and fueling. With a heavier loaded down boat the technology helps get boats on plane quicker.

**VERADO<sup>®</sup>**



## DRIVING EXPERIENCE

Next Generation Digital Throttle & Shift (DTS) delivers smooth, quiet shifting and instant throttle response. With integrated Active Trim and other captain-friendly features, DTS panel and console-mount controls enable an effortless driving experience.



## JOYSTICK PILOTING

Mercury Verado outboards on multi-engine rigs equipped with Joystick Piloting for Outboards offer fingertip control of throttle, shift and steering, so you can dock precisely, safely and with confidence. Move sideways, diagonally or spin the boat on its own axis with total control in wind or current.



## ADVANCED SOUND CONTROL

You can customise the exhaust tone of a V10 Verado outboard with industry exclusive Advanced Sound Control. The dual muffler system allows you to toggle between an ultra-quiet mode and a deeper, sportier tone.

# V8 300 & 250HP VERADO

## UNRIVALLED, NO COMPARISON.

No outboard in the class offers more displacement than the 4.6L V8 Verado. The performance-inspired 32-valve double-overhead-cam (DOHC) design and long, tuned intake runners produce more torque and allow the engine to reach higher engine speeds (rpm) faster.

The smooth, refined power of a 4.6L V8 powerhead delivers exhilarating acceleration and top speed to run offshore with confidence, with generous displacement and robust design that provide uncompromising durability and reliability.



### ADVANCED RANGE OPTIMISATION (ARO)

Go further for less, without compromising on performance with Mercury's intelligent ARO. As the engine settles at a constant running speed, improvements in fuel efficiency are achieved by automatically adjusting fuel delivery, so seamless the operator won't feel or hear it.



### TRANSIENT SPARK TECHNOLOGY

Mercury's proprietary Transient Spark technology, boosts torque by as much as 7% during hole shot by optimising spark timing and fuelling, helping get the boat out of the hole and onto the on plane quickly.



### IDLE CHARGE BATTERY MANAGEMENT

Class-leading high capacity 115amp, high-power alternator delivers 20amps net charge to the battery at idle and 60amps net charge at wide open throttle – perfect for boats with multiple electronic devices. When battery voltage is reduced, the engine will automatically increase idle rpm to boost alternator output and recharge low batteries to the proper level, keeping operators from draining their batteries while trolling and operating electronic devices.



### ADVANCED MID SECTION (AMS)

The next generation AMS moves engine mounts aft and outward to virtually eliminate vibration and set a new benchmark for smooth and quiet operation.



### ADAPTIVE SPEED CONTROL

Whether you're heading up a swell or into a tight turn, Adaptive Speed Control on V8 Verado outboards automatically maintains the set rpm even as load or conditions change. That means you make far fewer throttle adjustments.



### ADVANCED SOUND CONTROL

You can customise the exhaust tone of a V8 Verado outboard with industry exclusive Advanced Sound Control. The dual muffler system allows you to toggle between an ultra-quiet mode and a deeper, sportier tone.



### JOYSTICK PILOTING

Mercury Verado outboards on multi-engine rigs equipped with Joystick Piloting for Outboards offer fingertip control of throttle, shift and steering, so you can dock precisely, safely and with confidence. Move sideways, diagonally or spin the boat on its own axis with total control in wind or current.



### MERCURY NEXT GENERATION DIGITAL THROTTLE & SHIFT (DTS)

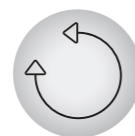

Verado comes standard with Next Generation Digital Throttle & Shift (DTS) delivers smooth, quiet shifting and instant throttle response. With integrated Active Trim and other captain-friendly features, DTS panel- and console-mount controls enable an effortless driving experience.

# JOYSTICK PILOTING

## COMPLETE CONTROL ON 250 - 600HP VERADO OUTBOARDS

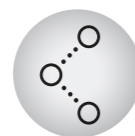
Mercury Joystick Piloting for outboards replaces stress and complexity with confidence, ease and enjoyment. Whether you're docking your boat, maneuvering in a marina or simply needing to hold your position despite wind and current, you will experience complete control delivered by Joystick Piloting. With intuitive fingertip command you can effortlessly make your boat do exactly what you want it to do.

Joystick Piloting for Outboards – designed for dual, triple and quad Verado-powered vessels and personalised for each boat model – was the industry's first joystick system for outboards, and it remains the best-selling marine joystick system.



### 360° CONTROL

Move your boat in any direction – sideways, diagonally, forward or backward – or rotate in place. Perform combined commands, such as simultaneously rotating and moving sideways. Dock or maneuver with confidence in tight spaces despite wind and current.



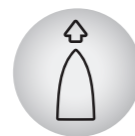
### AUTO PILOT

Automatically navigate to active waypoints on route, simple where you want to go and the system does the rest.



### SKYHOOK® DIGITAL ANCHOR

Skyhook digital anchor locks in a boat's position using GPS, then works with the engines and drives to maintain position and heading with the push of a button – regardless of wind or current.



### HEADING

Auto heading uses an integrated digital compass to automatically maintain your boat's heading to keep you on your desired path.

## V6 JOYSTICK PILOTING



Mercury Marine's latest joystick technology is now available on multi-engine rigs down to 200hp, so even more boat owners can enjoy effortless, intuitive piloting when fitting the following engines:

- 3.4L V6 200hp and 225hp FourStroke outboards with DTS
- 3.4L V6 200hp SeaPro outboards with DTS

Mercury's joystick technology enhances virtually every aspect of the boating experience, delivering effortless, intuitive boat control.

With only a single hand needed to control throttle, shift and steer, you can simply and efficiently move your boat in any direction – sideways, diagonally, forward, backward. You can even rotate in place.

It means beginners to boating can dock or maneuver in tight spaces with confidence, despite wind and current.

## PRO XS - A NEW ERA IN PERFORMANCE

---

Mercury Pro XS outboards – ranging from 115hp to 300hp are engineered for the most-demanding people on the water – from anglers battling on the highly competitive tournament trail, to powerboaters and watersports enthusiasts who simply crave speed and acceleration.

Mercury have developed exclusive components and tuning to extract every ounce of performance from each Pro XS model to get you to the fish first, then back to the weigh-in on time. Or maybe just to get you to your destination before everyone else.



MERCURY  
PRO XS



# V8 & V6 PRO XS

## 300 - 175HP

### THE NEW ERA IN PERFORMANCE

Building from the success of the popular Pro XS range, the new 4.6L V8 Pro XS have been fine tuned from prop to cowl to be the best performing engine in the high output class.

No matter what type of hull you have the Pro XS range has been validated and dialled in across numerous boat types, so getting optimal performance is simply a matter of choice, and the right choice is Pro XS.



## PRO XS




### LIGHTWEIGHT-PERFORMANCE FOCUSED DESIGN

The 200-300hp Pro XS 20 inch shaft, 4.6L V8 weighing in at only 229kg, and the 175hp 3.4L V6 weighing in at only 213kg. Every component in Mercury's V8 has been engineered to meet stringent targets at the absolute minimum weight. The Pro XS cowls are made from special lightweight low density SMC material. With the streamlined TorqueMaster gearcase, it's the lightest 250hp four-stroke on the market today.



### PERFORMANCE TUNED INTAKE

Mercury uses a single throttle body and long tuned runners to pack more air into the intake track to build power (torque). This design allows the engine to spool up into its power curve more rapidly.



### UNIQUE PRO XS SOUND QUALITY

The exhaust tone has been fine-tuned to provide a brawny, performance-inspired sound quality at lower speeds that is unmistakable on the water. While remaining 20% quieter at cruise & 30% quieter at WOT than competing high-output engine.



### TRANSIENT SPARK TECHNOLOGY

A Mercury exclusive, Transient Spark optimises spark timing & fueling resulting in improved hole shot & acceleration. Transient Spark delivers an additional 3-5% torque at 3500 to 4500rpm.

# PRO XS 150HP

## TUNED TO PERFORM

On freshwater or saltwater – Mercury 150hp Pro XS FourStroke is tuned to take mid-size boats to the limit.

It has the largest displacement in 150hp class at 3.0L, yet is also the lightest weight by nearly 10kg. The 150hp Pro XS is 18kg lighter than competing two-stroke outboards.

Engine controls are calibrated for stronger hole shot and higher rpm. Stiffer high-performance motor mounts on the 150hp deliver better highspeed handling. It's the look and performance of a champion, with bold Pro XS graphics.



### BEST IN CLASS ACCELERATION

The lightest weight and highest displacement in the category contribute to unmatched hole shot on a wide variety of boats. The 150hp Pro XS features new Transient Spark technology to optimise spark timing and boost hole shot torque, as well as a higher gear ratio that transmits more torque to the prop shaft.



### ENGINEERED TO PERFORM

Higher wide-open-throttle rpm range permits use of a wider selection of propeller pitches, so you can 'prop' for hole shot or top speed. The 150hp Pro XS features a proven, performance-inspired 4.8 inch diameter gearcase with front water pickups and a 2.08:1 gear ratio for true dialled-in performance.



### TRANSIENT SPARK TECHNOLOGY

A Mercury exclusive, Transient Spark optimises spark timing & fuelling resulting in improved hole shot & acceleration. Transient Spark delivers an additional 3-5% torque at 3500 to 4500rpm.



### SMART CHARGING

The best in class alternator output on the 150hp Pro XS keeps up with marine electronics and accessories. New Idle Charge low voltage battery-management automatically boosts idle speed and alternator output to recharge boat batteries to the proper level.



# PRO XS 115HP

Built on the legendary Pro XS reputation for superior hole shot, top end speed and durability, the 115hp Pro XS FourStroke redefines modern outboard performance in a lightweight, compact package.

With 2.1L of displacement and weighing just 164kg, you won't find a lighter, more powerful 115hp four-stroke on the market.



## PRO XS



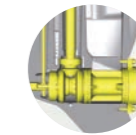
### LIGHTER, MORE POWERFUL AND SUPERIOR THRUST

At a mere 164kg the 115hp Pro XS is 4% lighter than its nearest competitor 115hp engine and coupled with 2.1L of displacement, one of the largest in its class. This is one unbeatable combination. If it's greater torque, performance and durability you desire, look no further than the Mercury 115hp Pro XS, the leader of the pack!



### MAINTENANCE-FREE VALVE TRAIN

Pro XS models feature the same valve train architecture as the rest of Mercury's 75hp and above product – a robust design that is incredibly durable and maintenance-free for life.



### COMMAND THRUST (OPTIONAL)

This larger gearcase footprint, combined with the robust 2.38:1 gear ratio and access to Mercury's class-leading offering of large outboard propellers, is the perfect combination for pontoons, larger/ heavier fibreglass or aluminium fishing and pleasure boats or heavy-duty commercial applications.

## NEW ERA IN FOURSTROKE

---

The new era of revolutionary Mercury FourStrokes deliver unprecedented performance, reliability and efficiency, never before imagined in an outboard.

Mercury's advanced design and engineering delivers best in class performance, with superior torque and faster acceleration in a smooth, compact, quiet and fuel-efficient package.



# FOURSTROKE



# V8 300 & 250HP

## POWERFUL & EFFICIENT

The new Mercury 4.6L V8 250 and 300hp FourStrokes are precision engineered from skeg to cowl. Packed with advanced technology to improve all aspects of performance and reliability. The robust 4.6L V8 engines are designed to minimise weight to maximise performance and fuel economy.

To provide an unmatched boating experience, the new V8 FourStroke employs an unsurpassed dampening of sound and vibration.



### LIGHT BY DESIGN

Ounce by ounce, Mercury engineers cut weight from the new Mercury FourStroke outboards, resulting in each engine being the lightest in its respective class.



### GO FURTHER WITH ARO

Advanced Range Optimisation (ARO) calibration utilises closed-loop fuel control to precisely adjust the fuel mixture and deliver the best possible efficiency on Regular Unleaded (91 RON) fuel for convenience and savings.



### IDLE CHARGE BATTERY MANAGEMENT

A high power 85amp alternator delivers 25amps net charge to the battery at idle and 60amps net charge at wide open throttle – perfect for boats with multiple electronic devices. When battery voltage is reduced, the engine will automatically increase idle rpm to boost alternator output and recharge low batteries to the proper level, keeping operators from draining their batteries while trolling and operating electronic devices.



### SMOOTH AT ANY SPEED

Next Generation Digital Throttle & Shift (DTS) controls deliver silky-smooth shifting and instant throttle response, for effortless handling and complete command. Integrated Active Trim makes it easy to optimise performance and efficiency on selected models.

## FOURSTROKE



### ADAPTIVE SPEED CONTROL

Whether you're heading up a swell or into a tight turn, Adaptive Speed Control on V8 outboards automatically maintains the set rpm even as load or conditions change. That means you make far fewer throttle adjustments.



### EXPANDED COLOUR OPTIONS

In addition to traditional Mercury Phantom Black, our popular Cold Fusion White cowls are now available down to 200hp.



### TOP COWL SERVICE DOOR

For easy and simple engine oil checks, just pop open the new Service Door on top of the cowl. A single push opens the watertight door for access to the dipstick and service decal inside. Service door also provides access to a carrying handle, and blends back into the cowl when closed.



### MAINTENANCE-FREE VALVE-TRAIN

Designed and built with a maintenance free valve train, which means these FourStrokes don't require any complex and costly valve lash adjustments for the life of the engine, saving you on future service costs.

# V6 225 - 175HP

## EXHILARATING PERFORMANCE

If you demand absolute confidence in your outboard, look no further than Mercury FourStrokes. In addition to world-class reliability, they're light and compact with awesome performance and unbelievable fuel efficiency.

Taking performance, efficiency and reliability to a level you have only dreamed about.

The V6 200hp FourStroke is the lightest engine in its class by 6kg despite boasting two additional cylinders and higher displacement than the leading 200hp competitor.

The V6 225hp FourStroke is the lightest engine in the 225hp four-stroke class by more than 38kg!



### SUPERIOR FUEL ECONOMY WITH ARO

Advanced Range Optimisation (ARO) maximises fuel efficiency at cruise speeds by automatically adjusting fuel delivery so seamlessly the operator won't feel or hear it.

ARO employs patented closed-loop fuel control uses a wide-range oxygen sensor to optimise air-to-fuel ratio during all operating conditions, an advantage over most competitive engines that employ narrow-range sensors. The result is better cruise fuel economy than the leading competitor: 12-16% better for the V6 200hp.



### LARGE DISPLACEMENT BLOCK DESIGN

At 3.4L of 209 cubic inches, this V6 design works less to produce more torque and horsepower! This robust design allows the engine to spool up into its power curve more rapidly.

This large displacement block delivers best in performance, reliability and efficiency!



### IDLE CHARGE BATTERY- MANAGEMENT

When battery voltage decreases, the engine will automatically increase idle rpm to boost alternator output and recharge low batteries to the proper level, protecting operators from draining their battery while trolling. Class-leading high capacity 85amp, high-power alternator delivers 25amps net charge to the battery at idle and 60amps net charge at wide open throttle.

## FOURSTROKE




### MAINTENANCE-FREE VALVE-TRAIN

Designed and built with a maintenance free valve train, which means these FourStrokes don't require any complex and costly valve lash adjustments for the life of the engine, saving you on future service costs.



### COWL SEALING SYSTEM

Multiple sealing features prevent engine noise from escaping the cowl and keep moisture out.



### LESSER BOAT WELL INTRUSION

The new Mercury FourStroke V6 offers lower boat well intrusion vs. the previous 4-cyl Verado model. An outboard's physical size is important for a number of reasons. Some boats have restrictions around the transom or small transom wells which may prevent the use of a larger engine(s).



### TOP COWL SERVICE DOOR

For easy and simple engine oil checks, just pop open the new Service Door on top of the cowl. A single push opens the watertight door for access to the dipstick and service decal inside. Service door also provides access to a carrying handle, and blends back into the cowl when closed.

# 150 & 135HP

## THE MOST COMPACT & LIGHTEST WEIGHT


The most durable 135 and 150hp FourStroke outboards the world has ever seen.

The innovation behind this 3.0L FourStroke platform has come directly from you, our customer, after extensive feedback on our products and global surveys.

Combining a large 3.0L displacement with a robust 4.9 inch gearcase means these outboards produce class-leading torque, while ensuring stress levels are kept to a minimum for extreme reliability and mighty performance.



## FOURSTROKE



### COMPACT DESIGN

The 150hp FourStroke weighs just 206kg and has almost 20% fewer parts than the competition. A smaller compact design and a lighter weight reduces the overall package weight of the boat, which, depending on the hull, will improve performance and efficiency.



### PERFORMANCE, DURABILITY, EFFICIENCY

Making 135 or 150hp is easy for this 3.0L, 4 cylinder, single-overhead-cam engine. Its generous displacement lets it churn out power without breaking a sweat. You get exceptional durability and long-term peace of mind.



### MAINTENANCE-FREE VALVE TRAIN

Unlike many competitors' four-strokes, Mercury's durable valve train stays maintenance-free for life, lowering cost of ownership and giving you more time in the water. It features the race proven "Roller Finger Followers" and oversized valves, offering a more reliable, more efficient, power design.



### SMARTSTART SYSTEM

SmartCraft SmartStart makes starting incredibly easy with a turn and release system that automatically continues turning the engine until it starts and also makes it impossible to engage the starter motor in the event the operator attempts to start the engine while it's already running.



### BEST IN CLASS BATTERY CHARGING SYSTEM


Equipped with a marine hardened 60amp high output 'on-demand' alternator, this system is built to handle the demands of all the latest marine electronics.

# 115 - 75HP

## UNLIKE ANY MID-RANGE FOURSTROKE THE WORLD HAS EVER SEEN

Less weight combined with high displacement helps these FourStroke outboards provide maximum fuel efficiency, especially at cruising speeds.

The all new 115hp delivers up to 14% better cruise speed economy than the previous 115hp FourStroke model.



### QUIET RIDE

Mercury's sound-suppression system, incorporating an advanced cowling design and idle relief muffler system, makes the 115hp FourStroke significantly quieter than the competition.



### RELIABILITY

Uncompromising reliability from tough and durable components and over 17,000 hours of total testing time.



### HIGH DISPLACEMENT / LESS WEIGHT

These FourStroke outboards displace 2.1L, which means they work smarter – not harder – leading to improved durability and longer life, not to mention greater hole shot, superior overall acceleration and awesome top speed.



### COUNTER-ROTATION [OPTIONAL]

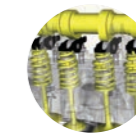
For the first time, Mercury is offering a 115 & 90hp FourStroke with left-hand rotation. The addition of a counter-rotation model provides neutral steering feel, superior handling and manoeuvrability in a twin engine application.



### AMBIDEXTROUS TILLER

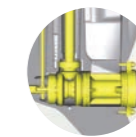
The new centre mounted tiller provides simple horizontal adjustment and reversible throttle grip rotation for right or left-hand operation. Vertical down-stop is also adjustable, so you can dial in this tiller to fit the boat and the operator's reach and preference. The large shift lever is located forward on the tiller for easy operation, and sets a new standard with more features and functions making boating easier and more comfortable.

## FOURSTROKE



### MAINTENANCE-FREE VALVE TRAIN

The 115-75hp FourStroke models feature the same valve train architecture as Mercury's V6 and V8 product – a robust design that is incredibly durable and maintenance-free for life.



### COMMAND THRUST [OPTIONAL]

Available on 90 & 115hp models. This large gearcase footprint, combined with the robust gear ratio and access to Mercury's class-leading offering of large outboard propellers. The result is greater overall thrust, acceleration and maneuverability.

# 60 - 40HP EFI

## QUIET, RELIABLE, POWERFUL

Welcome to turnkey boating. Mercury Electronic Fuel Injection (EFI) delivers reliable starts, improved fuel efficiency and instant throttle response.

Enjoy mid-size muscle: a compact, single-overhead-cam design and long piston stroke delivers more low-end torque for excellent acceleration.



### PERFORMANCE

A compact, single-overhead-cam design and long piston stroke give Mercury 40-60hp FourStroke outboards more low-end torque for excellent acceleration, even when pushing a heavy load.



### MERCURY ELECTRONIC FUEL INJECTION (EFI)

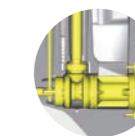
Mercury Electronic Fuel Injection (EFI) delivers reliable turnkey starts, improved fuel efficiency, instant throttle response and protection against low-quality-fuel problems.



### MERCURY SMARTCRAFT

Previously reserved for higher horsepower engines, full Mercury SmartCraft functionality has now been extended to the 40-60hp models for instant, reliable information displayed on a range of Mercury SmartCraft digital gauges, or on your phone with optional VesselView mobile.

## FOURSTROKE



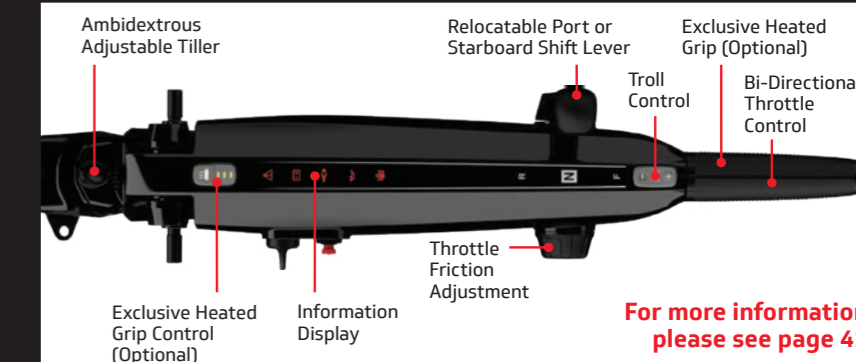
### COMMAND THRUST (OPTIONAL)

A complete system with a taller, heavy duty gearcase and larger gear shafts (up to 33% larger than the standard outboards).

The result is the propeller sits in deeper cleaner, less agitated water and performance is dramatically improved for larger heavier boats. Paired with a larger-diameter propeller, with 20% more surface area, maneuverability and boat-lift are even better.

### THE MOST INTUITIVE TILLER

- Troll control with 10rpm increments.
- Most tiller tilt angle adjustments.
- Most side to side angle adjustments.
- Only tiller in market with relocatable port or starboard shift lever.
- Integrated engine information display.
- Industry first heated grip (optional).



For more information, please see page 41.



# 30 & 25HP EFI

## QUIET PERFORMANCE. COMPLETE CONTROL.

Mercury 25 and 30hp FourStroke EFI outboards make light work of your biggest adventures.


Quick and compact. Reliable and durable. Efficient and easy to own. FourStroke outboards bring big capabilities to small vessels.

With efficient air intake, the powerhead generates impressive torque to move heavy loads with ease.

And because the engine works less, it lasts longer, for years of reliable service.



## FOURSTROKE



### EXCEPTIONALLY SMOOTH AND QUIET

We balanced the powerhead to make it smoother and crafted soft-rubber mounts that isolate vibration and direct it away. Whether you're fishing in a quiet cove or having a conversation, you'll enjoy every minute on the water.



### SPEED AND ACCELERATION

FourStroke outboards are optimised for reliable performance and fun in all seasons. The 500cc, single-overhead cam design delivers the fastest speed and acceleration among 3 cylinder, 30hp outboards.



### LIGHTEST IN CLASS [3 CYLINDER]

Ounce for Ounce, these outboards are big performers. They're the lightest 3 cylinder outboards in their class.



### NEW INTUITIVE TILLER HANDLE

Port side or starboard, you pick the mounting location, and the tiller adapts to you. Its reversible throttle grip can be configured for control with either hand, while lateral adjustments ensure a convenient steering angle.



### SMARTCRAFT CAPABLE [ELECTRIC START MODELS]

SmartCraft® is a full suite of digital technologies, fully integrated and totally coordinated. Gauges, sensors, vessel systems, computer-controlled features – one total package, one high level of control. Make your boating experience easier, safer and a lot more enjoyable.

# 20 & 15HP EFI

## PORTABLE FOURSTROKE REVOLUTION

Mercury's 15 & 20hp FourStroke battery-free Electronic Fuel Injection (EFI) range changes the way you will think about portable outboards. Lighter, more powerful, more efficient, more durable and more intuitive than the previous model.

Best in class performance and operation featuring a new adjustable ambidextrous tiller is designed for comfortable left or right-hand operation. Enjoy the convenience of battery-free EFI and a new twin cylinder powerhead designed to deliver outstanding power and fuel economy.



## FOURSTROKE



### ELECTRONIC FUEL INJECTION (EFI)

Delivers fast, reliable starting, instant throttle response and superior fuel economy. Lowest transmitted vibration delivers more comfort.



### LESS WEIGHT, MORE TORQUE

A new low-friction, single overhead-cam powerhead delivers greater torque. Meanwhile, overall weight is decreased by 4.5kg – a significant reduction that makes a big difference on small boats. These are the quietest, fastest and strongest outboards in the category.



### AMBIDEXTRIOUS TILLER

The new centre mounted tiller provides simple horizontal adjustment and reversible throttle grip rotation for right or left-hand operation. Vertical down-stop is also adjustable, so you can dial in this tiller to fit the boat and the operator's reach and preference. The large shift lever is located forward on the tiller for easy operation, and sets a new standard with more features and functions making boating easier and more comfortable.

### AWARD-WINNING TILLER HANDLE

- Horizontal tiller angle adjustment for ambidextrous operation.
- Reversible throttle grip rotation for easy operation with either hand.
- Vertical down-stop angle for comfort and control.
- Throttle returns to idle upon release for safety.
- More adjustments for easy operation.



# 9.9 - 2.5HP

## BIG FEATURES. SMALL SIZES.

Our smallest four-stroke outboards are ready for big fun or big adventures. Reliability you can count on. Durability you can bank on.

Easy starting, intuitive controls and great fuel economy are just some of the features you can expect from these compact and lightweight portable engines.



### EASY TO START

Starting a Mercury FourStroke is made easy by features such as fast idle choke, automatic decompression or Mercury's exclusive fuel primer & fast idle system, reducing the effort required to start your engine.



### CONVENIENT AND EASY TILTING

Push down on the tiller handle to easily tilt the outboard to any position, made easy with our exclusive ratcheting transom bracket on 9.9 & 8hp models.



### SHALLOW WATER

Multiple trim positions enhance performance and enable shallow-water operation.

## FOURSTROKE



### FUELING OPTIONS

Mercury 4, 5 and 6hp FourStrokes feature integral fuel tanks with an external fuel-shutoff valve, as well as a fuel-tank cap on top of the cowl. For extended range, these engines also can be connected to a remote fuel tank placed in the boat.



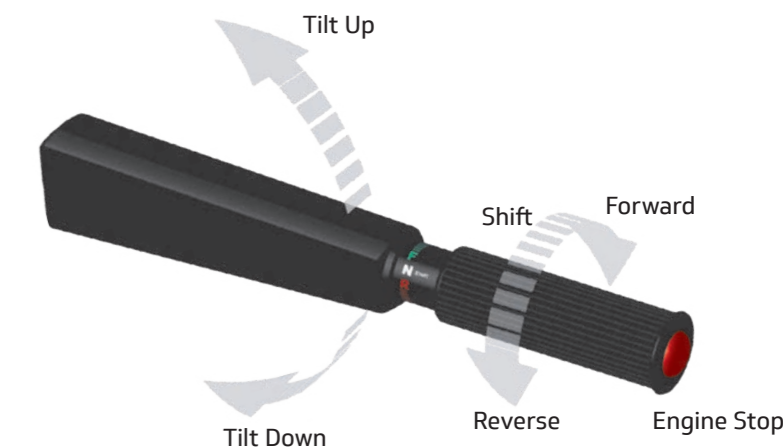
### PRECISE CONTROL

Mercury 2.5 and 3.5hp FourStroke engines feature neutral-forward shifting with 360-degree steering for full thrust in all directions.

### MULTI-FUNCTION TILLER HANDLE

Offers single hand operation and total control over shifting, throttle, steering, engine stop, throttle friction and tilting.

Available on 8 & 9.9hp FourStroke models.



# GAUGE OPTIONS

## ONLY MERCURY MARINE HAS SMARTCRAFT

SmartCraft gauges bring all your vessel's information together onto one simple-to-navigate device giving you the vital information that you need to make good decisions on the water. Available on Mercury Verado and new FourStroke engines from 40hp and above. SmartCraft provides you with a full picture of your fuel consumption, range, remaining fuel and much more\* at the push of a button.

### VESSELVIEW 703/903

The premier 7" or 9" touchscreen displays from Mercury lead the way in the recreational marine industry and puts the power at the captain's fingertips to control much more than just the engines. With all the features of the smaller VesselView 502 plus autopilot, video inputs, and ability to pair with Simrad NSS Evo2 accessories, this is one control system you will wonder how you did without. Bring Radar, Sonar, fish finder, Sonic hub/Fusion link, c-zone switching and more to your vessel and link directly to your iPad/iPhone via Wi-Fi for updates or as an additional display.



### VESSELVIEW 502

This 5" high definition glare reducing glass touchscreen will open up a whole new world of possibilities. Feature packed with a built in 10Hz GPS and Chart Plotter compatibility#, and capable of simultaneously displaying information for up to 4 engines, the 502 will be the central hub for your boat's electronic systems. Wired NMEA 2000, Wi-Fi and Bluetooth capability allows seamless linking to Genset, HVAC and any NMEA 2000 devices.



### VESSELVIEW 403

Featuring a 4" glass screen with a glare-reducing coating, the VesselView 403 is a great value option for single and twin engine boats. Access over 30 engine parameters with help from an adaptive screen, that automatically presents crucial information and empowers any captain from novice to professional. Standard features include ECO screen, Troll Control, Cruise Control, and SmartTow (some features require DTS) and an NMEA 2000 Gateway allowing SmartCraft data to be displayed on NMEA 2000 devices.



\* May require optional sensors



### VESSELVIEW LINK

Ideal for repowers where the boat is already running selected Simrad or Lowrance instruments. Mercury's VesselView Link integrates Mercury SmartCraft engine data with Simrad NSS & NSO Evo2, or Lowrance HDS Gen 2 Touch or Gen 3 fish finder/chart plotter units. The link provides a fully functioning VesselView user interface on the unit's display plus instant access to advanced Mercury SmartCraft features.



### SC1000 - BETTER BOATING MADE EASY

Accurate digital information is presented in a clean, easy-to-read gauge for instant, reliable information at a glance. Combined with additional sensors, Mercury's digital gauges are powerful tools to provide safety and comfort while on the water.



SC1000 - Tach & Speed

### VESSELVIEW MOBILE

VesselView Mobile® monitors up to four engines, all in one convenient, intuitive app. VesselView Mobile features include customisable engine performance data displays, notifications and warnings, maps, checklists and maintenance reminders.



### SMARTCRAFT CONNECT - EASY ENGINE MONITORING

SmartCraft Connect enables you to tap into one of the most powerful engine monitoring systems in the marine industry from the displays you use most.



# ACTIVE TRIM

## AUTOMATIC TRIM SYSTEM



The highly intuitive GPS-Based system from Mercury Marine is a must have for experienced and new boaters. Similar to driving an automatic car, all you have to worry about is the throttle and steering.

The Active Trim system automatically adjusts the engine to the optimal trim position. As the boat accelerates, the engine is automatically trimmed out, as the boat slows or turns the engine is automatically trimmed in.

In addition to making boating effortless, Active Trim increases fuel economy allowing you to spend more time on the water.

Active Trim suits all Mercury FourStroke Outboard engines from 40-400hp and can be controlled by the dedicated Active Trim pad, or selected VesselView touchscreen displays.

## CONTROL OPTIONS



### SIDE-MOUNT CONTROL

Side-mount controls are great for entry-level boat segments. The single-unit control is typically mounted onto the inner wall in close proximity to the steering wheel. As with all Mercury mechanical controls, the soft-grip handles provide comfortable operation for hours on the water.



### FLUSH/PANEL MOUNT

The panel flush mount control is ideal for single-engine applications where a lower profile control is desired.



### CONSOLE MOUNT CONTROL

The product of choice for centre console, pontoon and larger cruising boats for throttle and shift functions.

## DIGITAL OPTIONS




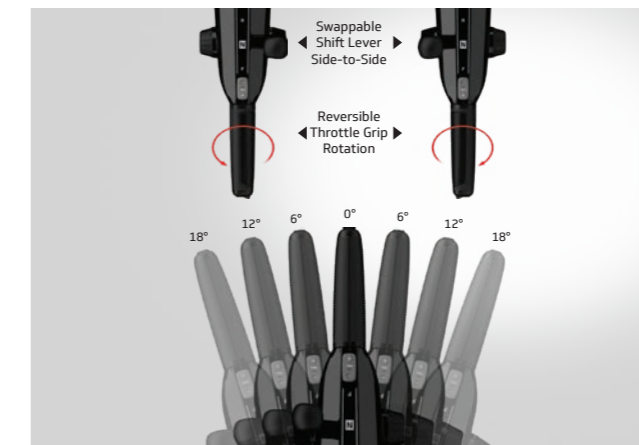
### MERCURY NEXT GENERATION DIGITAL THROTTLE & SHIFT (DTS)

Mercury Next Generation Digital Throttle & Shift (DTS) enhances the performance of Mercury propulsion systems by integrating SmartCraft® digital technologies into the most advanced suite of electronic remote controls in the marine space. It's compatible with all Mercury DTS-enabled outboard engines, including the V8 and V6 FourStroke outboards and the Verado® engine family.

## TILLER STEERING

### ALL-NEW 40HP – 115HP TILLER FOR OUTBOARDS

Whether you are fishing or use your boat for commercial applications, and need the flexibility of a tiller handled outboard for your time on the water, Mercury's new tiller makes boating easier, more comfortable and more enjoyable.



## REMOTE STEERING OPTIONS



### MECHANICAL STEERING

Mercury offers a full line of mechanical steering options. Strongly recommends the use of no-feedback systems for mechanical installations to improve safety.



### HYDRAULIC STEERING

Used on 75hp and above outboard-powered boats. Hydraulic steering utilises hydraulic pressure to reduce the amount of torque or effort that it takes to steer the boat. The result – improved boat performance.



### ELECTRIC STEERING

Mercury electric steering – designed exclusively for 175-300hp & Verado engines – brings automotive-style power steering to the marine industry. The innovative technology was designed and tested by Mercury Marine to safely control the additional torque and power of larger engines.

### ERGONOMIC DESIGN

The new Mercury 40-115hp tiller delivers unmatched comfort, control and safety with the **most angle adjustments on the market.**

- The new and innovative tilt system is controlled with paddles located on either side of the tiller handle.
- The user can easily lock the tiller at broad 12°, 30°, or 55° angles with one hand while underway or stopped. Tilt locks provide stability and comfort.
- Lifting the tiller past 65° automatically disengages the locking mechanism, allowing the tiller to move freely. Leaving the paddles flipped back keeps the tiller in the free, unlocked state. Tiller can be locked at 90° for trailering.
- The down-stop angle can be finely adjusted +/- 7° with a thumb screw to place the throttle grip exactly where it feels best.

### ULTIMATE AMBIDEXTROUS CONTROL

Every boat operator should be comfortable steering their boat, and Mercury's new tiller made that happen by:

- Offering the **most side-to-side angle adjustments** for ultimate comfort and control.
- Providing left- or right-hand operation by adjusting the tiller arm's side-to-side angle 18° port and starboard from centre in 6° increments.
- Designing the only tiller with the capability to **swap the shift handle side-to-side** and reverse the throttle-grip rotation.

### ADVANCED FEATURES

- **Troll Control** comes standard and allows anglers to dial in precise trolling speeds by tapping a button to **increase or decrease speed in 10rpm increments.** That's five times more precise than the competition's 50rpm increments.
- The integrated **Engine Information Display** delivers visual and audible feedback and a unique alert that instructs operators to attach their safety lanyard cord.
- The **industry's first optional heated grip** offers three levels of heat for cold-weather operation. Anglers can warm their hands after handling their catch, and electronic features prevent excessive battery drain.



# MERCURY PROPELLERS

**MERCURY PROPELLERS ARE PROVEN FOR SUPERIOR STRENGTH, AND ALL-ROUND PERFORMANCE**

Visit our online prop selector to find the right propeller  
[www.mercurymarine.com/en/au/propellers/selector](http://www.mercurymarine.com/en/au/propellers/selector)

## REVOLUTION X

Built specifically to fit the enlarged 6.4" V10 gearcase, the large diameter Rev X prop delivers optimised efficiency, acceleration and top speed along with impressive low-speed steering authority. Available in either rotation with pitches from 18" to 33".



## ENERTIA ECO

Designed for heavy, high-horsepower boats where high fuel economy at cruise is top priority. Large-diameter propeller with high-progressive rake providing extra bow lift, resulting in up to 10% fuel economy gains at cruising speeds. Available in 17" to 23" pitch.



## ENERTIA/FURY

Cast with exclusive new X7 alloy, the Enertia/Fury has incredibly thin blades and higher rake angles to deliver higher acceleration and top speed. It's the ultimate for high-horsepower outboard-powered boats. Available in 11" to 27" pitch.



## VENGEANCE

Better acceleration and handling, built to be 5 times more durable. This quality stainless steel propeller is available for use in either rotation with pitches from 9" to 23".



## SPITFIRE X7

Stainless steel propeller designed to increase speed and acceleration on midsize outboards, 40hp CT - 115hp. Available in pitches from 13" to 21".



## TEMPEST PLUS

The Tempest is ventilated for increased acceleration with a higher rake and better handling lift. Designed in 17" to 29" pitch, it has a larger diameter for big transom weights and is suited to large outboards.



# MERCURY OILS AND LUBRICANTS

## MERCURY OILS AND LUBRICANTS

Mercury Oils and Lubricants are specifically engineered for the unique needs of marine engines and rigorously tested to meet our high standards.

So you can get the most out of your engine while having total peace of mind that your engine is being protected.



## TROPHY PLUS

The Trophy Plus delivers remarkable bow lift, quick planing and better handling, and is ideally suited to outboard applications such as runabouts and ski boats. A four blade propeller with 17" to 28" pitch, the Trophy Plus can be used on outboards 75hp and up.



## TROPHY SPORT

A compact 4 bladed propeller in 12" and 15" pitch, the Trophy Sport offers fast planing, top speeds, improved handling and reduced steering loads. Specifically designed for outboards 30-60hp, that run between 50-100kmh.



## MIRAGE PLUS

A propeller built strong enough to handle your high horsepower demands. With a large diameter and high-output blade geometry, it is ideal for heavier outboards and sterndrives and comes in 13" to 29" pitch.



## REVOLUTION 4

You need a Revolution to achieve better performance in sterndrives or big outboard sports boats. Put this propeller on and watch your mid-range acceleration and top speed dramatically improve. With a large stainless steel design in 15" to 25" pitch.



## BRAVO 1

High horsepower boats need high-output propellers and the Bravo 1 four blade stainless steel propellers are perfect for larger go-fast boats and cats. Available in either rotation with pitches from 20" to 36".



# MERCURY VERADO® FOURSTROKE

	400 V10	350 V10	300 V8	250 V8
<b>PROPSHAFT RATED HORSEPOWER</b>	400hp (298kW)	350hp (298kW)	300hp (224kW)	250hp (186kW)
<b>MAX RPM AT FULL THROTTLE</b>	5800-6400	5800 – 6400	5200-6000	5200-6000
<b>CYLINDERS/CONFIGURATION</b>	V10 with 40-Valve Dual Overhead Cam (DOHC)	V10 with 40-Valve Dual Overhead Cam (DOHC)	V8 (64 Degree) with 32-Valve Dual Overhead Cam (DOHC)	V8 (64 Degree) with 32-Valve Dual Overhead Cam (DOHC)
<b>DISPLACEMENT</b>	5.7 litres (5719cc)	5.7 litres (5719cc)	4.6 litres (4572cc)	4.6 litres (4572cc)
<b>BORE x STROKE</b>	92 x 86mm	92 x 86mm	92 x 86mm	92 x 86mm
<b>COOLING SYSTEM</b>	Water-cooled with thermostat & pressure control	Water-cooled with thermostat & pressure control	Water-cooled with thermostat & pressure control	Water-cooled with thermostat & pressure control
<b>ENGINE MANAGEMENT &amp; IGNITION SYSTEM</b>	SmartCraft® PCM with Engine Guardian	SmartCraft® PCM with Engine Guardian	SmartCraft® PCM 112 Digital Inductive with Engine Guardian	SmartCraft® PCM 112 Digital Inductive with Engine Guardian
<b>STARTING</b>	Electric	Electric	Electric	Electric
<b>ALTERNATOR/ CHARGING SYSTEM</b>	Fully regulated belt-driven 150amp	Fully regulated belt-driven 150amp	115amp belt-driven with idle charge	115amp belt-driven with idle charge
<b>FUEL SYSTEM</b>	Computer-controlled multi-port EFI	Computer-controlled multi-port EFI	Electronic Fuel Injection (EFI) with ARO	Electronic Fuel Injection (EFI) with ARO
<b>FUEL REQUIREMENTS</b>	Regular Unleaded (91 RON)	Regular Unleaded (91 RON)	Regular Unleaded (91 RON)	Regular Unleaded (91 RON)
<b>GEAR RATIO / GEARCASE</b>	2.08:1 / 6.4"	2.08:1 / 6.4"	1.85:1 / 5.44"	1.85:1 / 5.44"
<b>ENGINE CONTROL &amp; GEAR SHIFT</b>	SmartCraft® Digital Throttle & Shift (DTS)	SmartCraft® Digital Throttle & Shift (DTS)	SmartCraft® Digital Throttle & Shift (DTS)	SmartCraft® Digital Throttle & Shift (DTS)
<b>STEERING</b>	Remote - Electro hydraulic power steering with integral hydraulic cylinder	Remote - Electro hydraulic power steering with integral hydraulic cylinder	Remote - Electro hydraulic power steering with integral hydraulic cylinder	Remote - Electro hydraulic power steering with integral hydraulic cylinder
<b>TRIM POSITIONS</b>	SmartCraft-programmable power trim and tilt	SmartCraft-programmable power trim and tilt	SmartCraft-programmable power trim and tilt	SmartCraft-programmable power trim and tilt
<b>FUEL TANK</b>	Separate	Separate	Separate	Separate
<b>WEIGHT <sup>1</sup></b>	L 316kg	L 316kg	L 272kg	L 272kg
<b>TRANSOM HEIGHT</b>	L, XL, XXL, XXXL Counter Rotator: L, XL, XXL, XXXL	L, XL, XXL, XXXL Counter Rotator: L, XL, XXL, XXXL	L, XL, XXL Counter Rotator: XL, XXL	L, XL, XXL Counter Rotator: XL, XXL
<b>TRANSOM TO CAV PLATE (MM)</b>	496mm, 623mm, 750mm, 877mm Counter Rotator: 496mm, 623mm, 750mm, 877mm	496mm, 623mm, 750mm, 877mm Counter Rotator: 496mm, 623mm, 750mm, 877mm	500mm, 627mm, 754mm Counter Rotator: 627mm, 754mm	500mm, 627mm, 754mm Counter Rotator: 627mm, 754mm
<b>PROPELLER DRIVE</b>	Flo-Torq SSR HD	Flo-Torq SSR HD	Flo-Torq SSR HD	Flo-Torq SSR HD



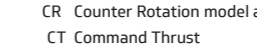
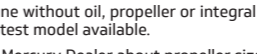
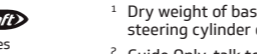

# MERCURY PRO XS FOURSTROKE

	300 V8 Pro XS	250 V8 PRO XS	225 V8 Pro XS	200 V8 Pro XS	175 V6 Pro XS	150 Pro XS	115 Pro XS 115 Pro XS CT
<b>PROPSHAFT RATED HORSEPOWER</b>	300hp (224kW)	250hp (186kW)	225hp (168kW)	200hp (149kW)	175hp (130kW)	150hp (112kW)	115hp (86kW)
<b>MAX RPM AT FULL THROTTLE</b>	5600-6200	5600-6200	5600-6200	5600-6200	5400-6000	5200- 6000	5300-6300
<b>CYLINDERS/ CONFIGURATION</b>	V8 (64 Degree) with 32-Valve Dual Overhead Cam (DOHC)	V8 (64 Degree) with 32-Valve Dual Overhead Cam (DOHC)	V8 (64 Degree) with 32-Valve Dual Overhead Cam (DOHC)	V8 (64 Degree) with 32-Valve Dual Overhead Cam (DOHC)	V6 (64 Degree) with 24-Valve Dual Overhead Cam (DOHC)	4	4
<b>DISPLACEMENT</b>	4.6 litres (4572cc)	4.6 litres (4572cc)	4.6 litres (4572cc)	4.6 litres (4572cc)	3.4 litres (3425cc)	3.0 litres (2999cc)	2.1 litres (2065cc)
<b>BORE x STROKE</b>	92mm x 86mm	92mm x 86mm	92mm x 86mm	92mm x 86mm	92mm x 86mm	102mm x 92mm	90mm x 81mm
<b>COOLING SYSTEM</b>	Water-cooled with thermostat & pressure control	Water-cooled with thermostat & pressure control	Water-cooled with thermostat & pressure control	Water-cooled with thermostat & pressure control	Water-cooled with thermostat & pressure control	Water-cooled with thermostat	Water-cooled with thermostat
<b>ENGINE MANAGEMENT &amp; IGNITION SYSTEM</b>	SmartCraft® PCM 112 Digital Inductive with Engine Guardian	SmartCraft® PCM 112 Digital Inductive with Engine Guardian	SmartCraft® PCM 112 Digital Inductive with Engine Guardian	SmartCraft® PCM 112 Digital Inductive with Engine Guardian	SmartCraft® PCM 112 Digital Inductive with Engine Guardian	SmartCraft® ECM Digital Inductive with Engine Guardian	SmartCraft® ECM Digital Inductive with Engine Guardian
<b>STARTING</b>	Electric	Electric	Electric	Electric	Electric	Electric	Electric
<b>ALTERNATOR/ CHARGING SYSTEM</b>	85amp belt-driven with idle charge	85amp belt-driven with idle charge	85amp belt-driven with idle charge	85amp belt-driven with idle charge	85amp belt-driven with idle charge	60amp	35amp
<b>FUEL SYSTEM</b>	Electronic Fuel Injection (EFI) with ARO	Electronic Fuel Injection (EFI) with ARO	Electronic Fuel Injection (EFI) with ARO	Electronic Fuel Injection (EFI) with ARO	Electronic Fuel Injection (EFI) with ARO	Multi-Port Electronic Fuel Injection (EFI)	Multi-Port Electronic Fuel Injection (EFI)
<b>FUEL REQUIREMENTS</b>	Regular Unleaded (91 RON)	Regular Unleaded (91 RON)	Regular Unleaded (91 RON)	Regular Unleaded (91 RON)	Regular Unleaded (91 RON)	Regular Unleaded (91 RON)	Regular Unleaded (91 RON)
<b>GEAR RATIO / GEARCASE</b>	1.75:1 / 5.44" or TM	1.75:1 / 5.44" or TM	1.75:1 / 5.44" or TM	1.75:1 / 5.44" or TM	1.85:1 / 4.8"	2.08:1	2.07:1 2.38:1 CT
<b>ENGINE CONTROL &amp; GEAR SHIFT</b>	SmartCraft® Digital Throttle & Shift (DTS) or Mechanical Option	SmartCraft® Digital Throttle & Shift (DTS) or Mechanical Option	SmartCraft® Digital Throttle & Shift (DTS) or Mechanical Option	SmartCraft® Digital Throttle & Shift (DTS) or Mechanical Option	Mechanical F-N-R	Mechanical F-N-R	Mechanical F-N-R
<b>STEERING</b>	Remote - Power or Hydraulic options	Remote - Power or Hydraulic options	Remote - Power or Hydraulic options	Remote - Power or Hydraulic options	Remote - Power or Hydraulic options	Remote	Remote or NEW advanced tiller
<b>TRIM POSITIONS</b>	SmartCraft-programmable power trim and tilt	SmartCraft-programmable power trim and tilt	SmartCraft-programmable power trim and tilt	SmartCraft-programmable power trim and tilt	SmartCraft-programmable power trim and tilt	Power trim & tilt	Power trim & tilt
<b>FUEL TANK</b>	Separate	Separate	Separate	Separate	Separate	Separate	Separate
<b>WEIGHT <sup>1</sup></b>	L 229kg	L 229kg	L 229kg	L 229kg	L 213kg	L 209kg	ELPT 164kg ELPT CT 165kg
<b>TRANSOM HEIGHT</b>	L, XL Counter Rotator: XL	L, XL	L, XL	L, XL	L, XL	L, XL	L, XL CT: L, XL
<b>TRANSOM TO CAV PLATE (MM)</b>	498mm, 627mm, 754mm Counter Rotator: 627mm	498mm, 627mm	500mm, 627mm	500mm, 627mm	500mm, 627mm	491mm, 618mm	512mm, 636mm CT: 512mm, 636mm
<b>PROPELLER DRIVE</b>	Flo-Torq SSR HD	Flo-Torq SSR HD	Flo-Torq SSR HD	Flo-Torq SSR HD	Flo-Torq IV	Flo-Torq	Flo-Torq



# MERCURY FOURSTROKE

	300 V8	250 V8	225 V6	200 V6	175 V6	150	135	115 115 CT	90 90 CT	75	60 60 CT	50 50 CT	40 CT	40	30 EFI	25 EFI	25 EFI Pro Kicker	20 EFI	15 EFI 15 EFI Kicker	9.9 9.9 CT	8	6	5	4	3.5	2.5
<b>PROSHAFT RATED HORSEPOWER</b>	300hp (224kW)	250hp (186kW)	225hp (168kW)	200hp (149kW)	175hp (130kW)	150hp (112kW)	135hp (101kW)	115hp (86kW)	90hp (67kW)	75hp (56kW)	60hp (45kW)	50hp (37kW)	40hp (30kW)	40hp (30kW)	30hp (22.1kW)	25hp (18.4kW)	25hp (18.4kW)	20hp (15kW)	15hp (11kW)	9.9hp (7kW)	8hp (6kW)	6hp (4.4kW)	5hp (3.7kW)	4hp (3kW)	3.5hp (2.6kW)	2.5hp (1.9kW)
<b>MAX RPM AT FULL THROTTLE</b>	5200-6000	5200-6000	5200-6000	5000-5800	5000-5800	5000- 5800	4800- 5300	5000- 6000	5000- 6000	4500- 5500	5500-6000	5500-6000	5500-6000	5500-6000	5800-6200	5400-5800	5400-5800	5700-6200	5700-6200	5000-6000	5000-6000	5000-6000	4500-5500	4500-5500	5000-6000	4500-5500
<b>CYLINDERS/ CONFIGURATION</b>	V8 (64 Degree) with 32-Valve Dual Overhead Cam (DOHC)	V8 (64 Degree) with 32-Valve Dual Overhead Cam (DOHC)	V6 (64 Degree) with 24-Valve Dual Overhead Cam (DOHC)	V6 (64 Degree) with 24-Valve Dual Overhead Cam (DOHC)	V6 (64 Degree) with 24-Valve Dual Overhead Cam (DOHC)	4	4	4	4	4	4	4	4	3	3	3	3	2	2	2	2	1	1	1	1	1
<b>DISPLACEMENT</b>	4.6 litres (4572cc)	4.6 litres (4572cc)	3.4 litres (3425cc)	3.4 litres (3425cc)	3.4 litres (3425cc)	183 cu in (3000cc)	183 cu in (3000cc)	2.1 litres (2065cc)	2.1 litres (2065cc)	2.1 litres (2065cc)	60.8 cu in (995cc)	60.8 cu in (995cc)	60.8 cu in (995cc)	45.6 cu in (747cc)	30.5 cu in (500cc)	30.5 cu in (500cc)	30.5 cu in (500cc)	20.3 cu in (333cc)	20.3 cu in (333cc)	12.75 cu in (209cc)	12.75 cu in (209cc)	7.5 cu in (123cc)	7.5 cu in (123cc)	7.5 cu in (123cc)	5.2 cu in (85cc)	5.2 cu in (85cc)
<b>BORE x STROKE</b>	92mm x 86mm	92mm x 86mm	92mm x 86mm	92mm x 86mm	92mm x 86mm	102mm x 92mm	102mm x 92mm	90mm x 81mm	90mm x 81mm	90mm x 81mm	65mm x 75mm	65mm x 75mm	65mm x 75mm	65mm x 75mm	61mm x 57mm	61mm x 57mm	61mm x 57mm	61mm x 57mm	61mm x 57mm	55mm x 44mm	55mm x 44mm	59mm x 45mm	59mm x 45mm	59mm x 45mm	55mm x 36mm	55mm x 36mm
<b>COOLING SYSTEM</b>	Water-cooled with thermostat & pressure control	Water-cooled with thermostat & pressure control	Water-cooled with thermostat & pressure control	Water-cooled with thermostat & pressure control	Water-cooled with thermostat & pressure control	Water-cooled, with thermostat	Water-cooled, with thermostat	Water-cooled, with thermostat	Water-cooled, with thermostat	Water-cooled, with thermostat	Water-cooled, with thermostat	Water-cooled, with thermostat	Water-cooled, with thermostat	Water-cooled, with thermostat	Water-cooled, with thermostat	Water-cooled, with thermostat	Water-cooled, with thermostat	Water-cooled, with thermostat	Water-cooled, with thermostat	Water-cooled with thermostat	Water-cooled with thermostat	Water-cooled with thermostat	Water-cooled with thermostat	Water-cooled with thermostat	Water-cooled with thermostat	Water-cooled with thermostat
<b>ENGINE MANAGEMENT &amp; IGNITION SYSTEM</b>	SmartCraft® PCM 112 Digital Inductive with Engine Guardian	SmartCraft® PCM 112 Digital Inductive with Engine Guardian	SmartCraft® PCM 112 Digital Inductive with Engine Guardian	SmartCraft® PCM 112 Digital Inductive with Engine Guardian	SmartCraft® PCM 112 Digital Inductive with Engine Guardian	SmartCraft® ECM Digital Inductive with Engine Guardian	SmartCraft® ECM Digital Inductive with Engine Guardian	SmartCraft® ECM Digital Inductive with Engine Guardian	SmartCraft® ECM Digital Inductive with Engine Guardian	SmartCraft® ECM Digital Inductive with Engine Guardian	SmartCraft® ECM Digital Inductive with Engine Guardian	SmartCraft® ECM Digital Inductive with Engine Guardian	SmartCraft® ECM Digital Inductive with Engine Guardian	SmartCraft® ECM Digital Inductive with Engine Guardian	CDI with electric spark advance	CDI with electric spark advance	CDI with electric spark advance	CDI with electric spark advance	CDI with electric spark advance	CDI with electric spark advance	CDI with electric spark advance	CDI with electric spark advance	CDI with electric spark advance	CDI with electric spark advance	CDI with electric spark advance	CDI with electric spark advance
<b>STARTING</b>	Electric	Electric	Electric	Electric	Electric	Electric	Electric	Electric	Electric	Electric	Electric	Electric	Electric	Electric	Manual or electric	Manual or electric	Manual or electric	Manual or electric	Manual or electric	Manual or electric	Manual	Manual	Manual	Manual	Manual	Manual
<b>ALTERNATOR/ CHARGING SYSTEM</b>	85amp belt-driven with idle charge	85amp belt-driven with idle charge	85amp belt-driven with idle charge	85amp belt-driven with idle charge	85amp belt-driven with idle charge	60amp	60amp	35amp	35amp	35amp	18amp	18amp	18amp	18amp	17amp	17amp	17amp	12amp	12amp	6amp on Electric Start Models	N/A	N/A	Optional 4amp	N/A	N/A	
<b>FUEL SYSTEM</b>	Electronic Fuel Injection (EFI) with ARO	Electronic Fuel Injection (EFI) with ARO	Electronic Fuel Injection (EFI) with ARO	Electronic Fuel Injection (EFI) with ARO	Electronic Fuel Injection (EFI) with ARO	Multi-Port Electronic Fuel Injection (EFI)	Multi-Port Electronic Fuel Injection (EFI)	Multi-Port Electronic Fuel Injection (EFI)	Multi-Port Electronic Fuel Injection (EFI)	Multi-Port Electronic Fuel Injection (EFI)	Electronic Fuel Injection (EFI)	Electronic Fuel Injection (EFI)	Electronic Fuel Injection (EFI)	Electronic Fuel Injection (EFI)	Electronic Fuel Injection (EFI)	Electronic Fuel Injection (EFI)	Electronic Fuel Injection (EFI)	Electronic Fuel Injection (EFI)	Electronic Fuel Injection (EFI)	Carbureted	Carbureted	Carbureted	Carbureted	Carbureted	Carbureted	
<b>FUEL REQUIREMENTS</b>	Regular Unleaded (91 RON)	Regular Unleaded (91 RON)	Regular Unleaded (91 RON)	Regular Unleaded (91 RON)	Regular Unleaded (91 RON)	Regular Unleaded (91 RON)	Regular Unleaded (91 RON)	Regular Unleaded (91 RON)	Regular Unleaded (91 RON)	Regular Unleaded (91 RON)	Regular Unleaded (91 RON)	Regular Unleaded (91 RON)	Regular Unleaded (91 RON)	Regular Unleaded (91 RON)	Regular Unleaded (91 RON)	Regular Unleaded (91 RON)	Regular Unleaded (91 RON)	Regular Unleaded (91 RON)	Regular Unleaded (91 RON)	Regular Unleaded (91 RON)	Regular Unleaded (91 RON)	Regular Unleaded (91 RON)	Regular Unleaded (91 RON)	Regular Unleaded (91 RON)	Regular Unleaded (91 RON)	Regular Unleaded (91 RON)
<b>GEAR RATIO / GEARCASE</b>	1.75:1 / 5.44"	1.75:1 / 5.44"	1.85:1 / 4.8"	1.85:1 / 4.8"	1.85:1 / 4.8"	1.92:1	1.92:1	2.07:1 2.38:1 CT	2.07:1 2.38:1 CT	2.07:1	1.83:1 2.33:1 CT	1.83:1 2.33:1 CT	2.33:1	2.00:1	2.17:1	2.17:1	2.17:1	2.15:1	2.15:1	2.08:1 2.42:1 CT	2.08:1	2.15:1	2.15:1	2.15:1	2.15:1	2.15:1
<b>ENGINE CONTROL &amp; GEAR SHIFT</b>	SmartCraft® Digital Throttle & Shift (DTS)	SmartCraft® Digital Throttle & Shift (DTS)	SmartCraft® Digital Throttle & Shift (DTS) or Mechanical Option	SmartCraft® Digital Throttle & Shift (DTS) or Mechanical Option	SmartCraft® Digital Throttle & Shift (DTS) or Mechanical Option	Mechanical F-N-R	Mechanical F-N-R	Mechanical F-N-R	Mechanical F-N-R	Mechanical F-N-R	Mechanical F-N-R	Mechanical F-N-R	Mechanical F-N-R	Mechanical F-N-R	Mechanical F-N-R	Mechanical F-N-R	Mechanical F-N-R	Mechanical F-N-R	Mechanical F-N-R	Mechanical F-N-R	Mechanical F-N-R	Mechanical F-N-R	Mechanical F-N-R	Mechanical F-N-R	Mechanical F-N	Mechanical F-N
<b>STEERING</b>	Remote - Power or Hydraulic options	Remote - Power or Hydraulic options	Remote - Power or Hydraulic options	Remote - Power or Hydraulic options	Remote - Power or Hydraulic options	Remote	Remote or NEW advanced tiller	Remote or NEW advanced tiller	Remote or NEW advanced tiller	Remote or NEW advanced tiller	Remote or NEW advanced tiller	Remote NEW advanced tiller	Remote or NEW advanced tiller	Remote or NEW advanced tiller	Tiller - Shift in Handle or Remote	Tiller - Shift in Handle or Remote	Tiller - Shift in Handle or Remote	Tiller - Shift in Handle or Remote	Tiller - Shift in Handle or Remote	Tiller - Shift in Handle or Remote	Tiller - Shift in Handle	Tiller - Side Shift	Tiller - Side Shift	Tiller - Side Shift	Tiller - Side Shift	Tiller - Side Shift 360°
<b>TRIM POSITIONS</b>	SmartCraft-programmable power trim and tilt	SmartCraft-programmable power trim and tilt	SmartCraft-programmable power trim and tilt	SmartCraft-programmable power trim and tilt	SmartCraft-programmable power trim and tilt	Power trim & tilt	Power trim & tilt	Power trim & tilt	Power trim & tilt	Power trim & tilt	Power trim & tilt Gas Assist Available on CT	Power trim & tilt	Power trim & tilt	Gas assist or power trim & tilt	Gas assist or Power trim & tilt	Power trim or manual	Power trim or manual	Power Trim or 6 position manual	Power Trim or 6 position manual. Power trim standard on Pro Kicker	5 with auto ratchet Power Trim optional on CT Model	5 with auto ratchet	6	6	6	4	4
<b>FUEL TANK</b>	Separate	Separate	Separate	Separate	Separate	Separate	Separate	Separate	Separate	Separate	Optional	Optional	Optional	Optional	Separate 25 litres	Separate 25 litres	Separate 25 litres	Separate 12 litres	Separate 12 litres	12 litres	12 litres	Integral Tank	Integral Tank	Integral Tank	Integral Tank	Integral Tank
<b>WEIGHT <sup>1</sup></b>	L 239kg	L 239kg	L 215kg	L 215kg	L 215kg	L 206kg	L 206kg	ELPT 164kg ELPT CT 164kg	ELPT 164kg ELPT CT 164kg	ELPT 164kg	ELPT 114kg ELHPT 120kg ELPT CT 122kg ELHPT CT 128kg	ELPT 114kg ELHPT 120kg ELPT CT 122kg ELHPT CT 128kg	ELPT CT 121kg ELHPT CT 128kg	ELPT 106kg ELHPT 112kg	65.7kg	60.1kg	66.3kg	MH 47.5kg ELHPT 58kg	MH 47.5kg ELPT Pro Kicker 55.5kg	MH 38.4kg MLH CT 43.5kg	MH 38.4kg	MH 26.2kg	MH 26.2kg	MH 26.2kg	MH 18.4kg	MH 18.4kg
<b>TRANSOM HEIGHT</b>	L, XL (CR): XL	L, XL, XXL (CR): XL, XXL	L, XL, XXL (CR): XL, XXL	L, XL (CR): XL	L, XL (CR): XL	L, XL (CR): XL	L, XL	L, XL CT: L, XL CT (CR): XL	L, XL CT: L, XL CT (CR): XL	L	L CT: L, XL	L	L	L	S, L	S, L	L, XL	S, L	S, L CT & Pro Kicker: L, XL	S, L CT: L, XL	S, L	S, L	S, L	S, L	S, L	
<b>TRANSOM TO CAV PLATE (MM)</b>	498mm, 627mm (CR): 627mm	500mm, 627mm, 754mm (CR): 627mm, 754mm	500mm, 627mm, 754mm (CR): 627mm, 754mm	500mm, 627mm (CR): 627mm	500mm, 627mm (CR): 627mm	491mm, 618mm (CR): 618mm	491mm, 618mm	512mm, 636mm CT: 512mm, 636mm CT (CR): 636mm	512mm, 636mm CT: 512mm, 636mm CT (CR): 636mm	512mm	544mm CT: 544mm, 671mm	544mm	544mm	541mm	430mm, 557mm	430mm, 557mm	557mm, 684mm	413mm, 562mm	413mm, 562mm CT & Pro Kicker: 562mm, 689mm	435mm, 560mm CT & Pro Kicker: 560mm, 687mm	435mm, 560mm	435mm, 562mm	435mm	435mm, 562mm	434mm, 561mm	
<b>PROPELLER DRIVE</b>	Flo-Torq SSR HD	Flo-Torq SSR HD	Flo-Torq	Flo-Torq	Flo-Torq	Flo-Torq	Flo-Torq	Flo-Torq	Flo-Torq	Flo-Torq	Flo-Torq	Flo-Torq	Flo-Torq	Flo-Torq	Splined Rubber Hub	Splined Rubber Hub	Splined Rubber Hub	Splined Rubber Hub	Splined Rubber Hub	Splined Rubber Hub	Splined Rubber Hub	Splined Rubber Hub	Splined Rubber Hub	Splined Rubber Hub	Composite	Composite
<b>PROP SELECTION (PITCH)<sup>2</sup></b>	11"- 34"	11"- 34"	11"- 34"	11"- 34"	11"- 34"	11"- 34"	11"- 34"	9"- 27" 11"- 29" CT	9"- 27" 11"- 29" CT	9"- 27"	8"-19" 9"-28" CT	8"-19" 9"-28" CT	9"-28"	8"-19"	8"-12.5"	8"-12.5"	8"-12.5"	5"-11.5"	5"-11.5"	6.5" - 9.5" 5"-11.5" CT	6.5" - 9.5"	6"-9"	6"-9"	6"-9"	6"-7"	



<sup>1</sup> Dry weight of base engine without oil, propeller or integral steering cylinder of lightest model available.

<sup>2</sup> Guide Only, talk to your Mercury Dealer about propeller size.


CR Counter Rotation model available

CT Command Thrust





Keep up with all the latest news, deals and info from Mercury Marine Australia, New Zealand and South Pacific.

 [www.facebook.com/mercurymarineaustralia](https://www.facebook.com/mercurymarineaustralia)  [mercurymarine\\_aust](https://www.instagram.com/mercurymarine_aust)  [www.youtube.com/user/MercuryMarineAU](https://www.youtube.com/user/MercuryMarineAU)

[mercurymarine.com.au](https://www.mercurymarine.com.au) [mercurymarine.co.nz](https://www.mercurymarine.co.nz)

© 2024 Mercury Marine. Mercury, Mercury Outboards, Verado, Pro XS, SmartCraft, and Quicksilver are registered trademarks with the Mercury and Go Boldly logo being trademarks of the Brunswick Corporation. Please note: Mercury Marine continuously explores means to improve the products it designs, manufactures and distributes. Changes to the specifications of its engines, boats and accessories are ongoing. Every effort is made to produce sales and service literature which is current. This brochure should not be regarded as a precise guide to the latest specifications. This brochure is also not an offer for sales of any particular engine, boat or accessories. Distributors and dealers are not agents of Mercury Marine and they have no authority to bind Mercury Marine by any express undertaking or representation, including but not limited to representations of a product sales, application or service nature. Warranty conditions contained within pertain only to Australia and New Zealand. \*For full details on warranty terms and conditions go to: [www.mercurymarine.com.au](https://www.mercurymarine.com.au)



Part no. 8M8000385